

# ***EPL LED***

## **UFO High Bay series**



***LUMINOUS EFFICACY  
UP TO 130LM/W***

This cutting edge luminaire combines both high function and high form while providing maximum brightness. Compact and sturdy, this fixture can be installed in a variety of applications including warehouses, garages, docks, and lobbies.

The aluminum twisted fin design allows for excellent heat dissipation while the polycarbonate lens reduces glare. With suspended hook or chain mount installation options, the EPL LED UFO High Bay series is ready to conquer the lighting landscape.

**DLC 4.4 PREMIUM PHILIPS**



### **OPTICAL SYSTEM**

SPECIALIZED DIFFUSER  
FOR REDUCED GLARE AND  
EVEN DISTRIBUTION OF  
LIGHT


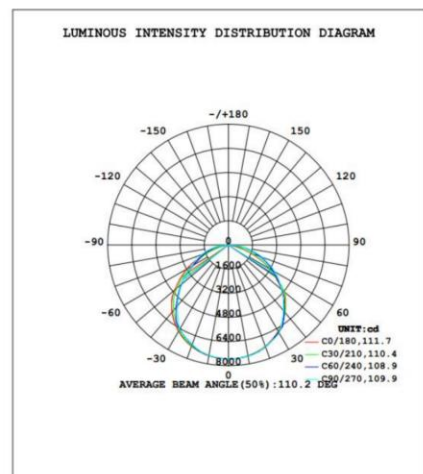

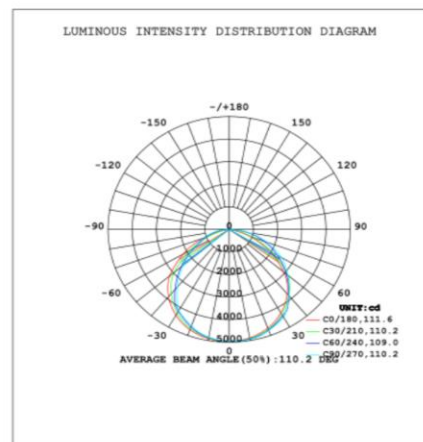
### **EASY MOUNT SYSTEM**

EASY INSTALL RING  
ALLOWS FLEXIBLE  
INSTALLATION OPTIONS  
INCLUDING HOOK, CHAIN,  
AND CARABINER MOUNTING

# TECHNICAL PARAMETERS

Model	HD-HB05-100WD	HD-HB05-150WD
Wattage	100W	150W
Dimension	φ260xH140mm	φ260xH140mm
Lumen	13000lm	19500lm
Light effect	130lm/W	
CCT	5000K	
CRI	>80Ra	
Light Source	Lumileds	
Input Voltage	AC 100-277V	
Power Factor	0.95	
THD	<15%	
Operating Temp Range	-30°C ~ 50°C	
IP Rating	IP65	
Dimming	1-10V Dimming Control / Sensor Control / DALL Control / Zigbee Control / Occupancy Control / Daylight Sensor	
Beam Angle	120°	
Certificate	UL, ETL, DLC, FCC, TUV, CE, CB, RCM, RoHS	
Life span	>50000Hrs	

## PHOTOMETRIC DIAGRAM EFFECTIVE PROJECTED AREA



## EPL LED

5517 SEDGE WREN DRIVE, WAKE FOREST, NC 27587  
201-577-8966 929-390-1505 SALES@EPLLED.COM